

Teaching kindness through the arts since 2004



**EMBRACING OUR DIFFERENCES**

**DIVERSITY**

**ACCEPTANCE**




**IT'S NOT JUST A WALK IN THE PARK WITH  
EMBRACING OUR DIFFERENCES**

**OFFICIAL K - 2  
FIELD TRIP GUIDE**

**INCLUSION**

My Name Is: \_\_\_\_\_

My Teacher Is: \_\_\_\_\_



# EMBRACING OUR DIFFERENCES



*"I like me, but I'm glad everyone isn't like me."*

Quote displayed at the 2018 Exhibit - Juliette Martin, Kindergarten, St. Petersburg, Florida

Talk to your partner about what you like about yourself and what you like about them. Talk about what being a good friend means to you. Talk with your partner about why you are a good friend and what you can do to be a better friend.

---

---

---

---

Words and actions can be kind and unkind. What are 3 words that show being kind? What are three words that show being unkind?

*WORDS THAT ARE*  
**KIND**

*WORDS THAT ARE*  
**UNKIND**

---

---


---

---

---


---

**Draw a picture of what it looks like to be kind.**




Three very important words that are often used in the *Embracing Our Differences* Exhibit are **kindness**, **friendship**, and **respect**. Explain what these words mean by writing or drawing a picture of the definition.


**Kindness**




**Friendship**




**Respect**






Draw which picture in the Embracing Our Differences Exhibit shows being kind.




Explain why the picture you drew shows being kind.



---

---

---



Draw which picture in the Embracing Our Differences Exhibit that shows being unkind.




Explain why the picture you drew shows being unkind.

---


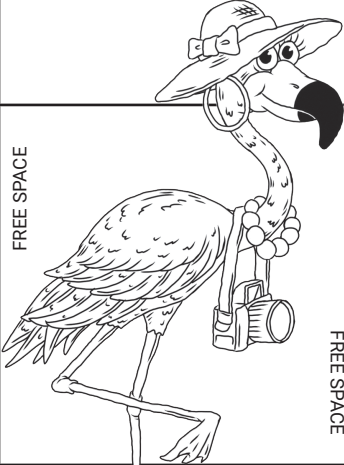
---

---



# Embracing Our Differences Bingo

Directions: Circle the word that best matches the artwork or quotation from the EOD exhibit. Put the number of the banner in the box when you find its match.

<b>K</b>	<b>I</b>	<b>N</b>	<b>D</b>
<p>Understanding</p> <p>Banner # _____</p>	<p>Respect</p> <p>Banner # _____</p>	<p>Thoughtful</p> <p>Banner # _____</p>	<p>Community</p> <p>Banner # _____</p>
<p>Patience</p> <p>Banner # _____</p>	<p>FREE SPACE</p>  <p>FREE SPACE</p>	<p>Banner # _____</p> <p>Acceptance</p>	<p>Kindness</p> <p>Banner # _____</p>
<p>Upstander</p> <p>Banner # _____</p>	<p>Attentive</p> <p>Banner # _____</p>	<p>FREE SPACE</p>  <p>FREE SPACE</p>	<p>Listening</p> <p>Banner # _____</p>
<p>Mindful</p> <p>Banner # _____</p>	<p>Bystander</p> <p>Banner # _____</p>	<p>Positivity</p> <p>Banner # _____</p>	<p>Make a Difference</p> <p>Banner # _____</p>

Draw your favorite artwork or quotation from the Embracing Our Differences Exhibit.



Explain why you chose this quotation or artwork as your favorite.

---

---

---

*"You must be the change you wish to see in the world."*


- Mahatma Gandhi

### Make Your Embracing Our Differences Pledge.

A pledge is a promise. What are promises you can make to be a kinder person or friend?

Write or draw your pledge below.

**I pledge...**




Name: \_\_\_\_\_

Date: \_\_\_\_\_

Top

**Draw what Embracing Our Differences means to you.**

Directions: Keep your artwork within the box. Go all the way to the edges of the box.



Top

Bottom

Give this artwork to your teacher to submit for the Embracing Our Differences Exhibit.

Bottom



Three horizontal lines for an address.



Embracing Our Differences  
PO Box 2559  
Sarasota, FL 34230

